



MIRACLE GRAPHICS



LIFT FROM THIS SIDE
DO NOT DROP
THIS SIDE UP
FRAGILE FRAGILE



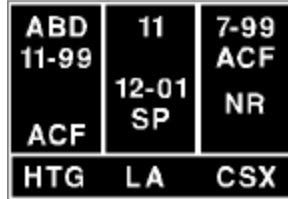
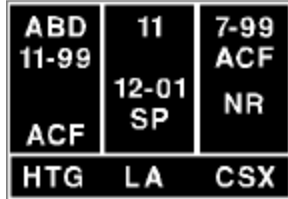
LIFT FROM THIS SIDE
DO NOT DROP
THIS SIDE UP
FRAGILE FRAGILE

D-CS-1- YOUR CHOICE OF COLOR. QTY AS SHOWN. \$10

SAFETY FIRST ALWAYS
WATCH WATCH
YOUR STEP YOUR STEP
KEEP OFF KEEP OFF

SAFETY FIRST ALWAYS
WATCH WATCH
YOUR STEP YOUR STEP
KEEP OFF KEEP OFF

D-SDS-1- YOUR CHOICE OF COLOR. QTY AS SHOWN. \$7



D-CBOX-1- TEXT WILL VARY. YOUR CHOICE OF BLACK BOX W/
WHITE LETTERING OR WHITE BOX W/ BLACK LETTERING. QTY
AS SHOWN. \$5

WHEN EMPTY RETURN TO NEAREST AGENT FOR CAR LOADING HOME ROAD FOR REPAIRS UNLOAD FROM THIS SIDE
LOADING ONLY DO NOT HUMP GLASS
→ →
→ →

WHEN EMPTY RETURN TO NEAREST AGENT FOR CAR LOADING HOME ROAD FOR REPAIRS UNLOAD FROM THIS SIDE
LOADING ONLY DO NOT HUMP GLASS
→ →
→ →

D-FR-1- YOUR CHOICE OF COLOR. QTY AS SHOWN. \$10



D-RE-1- YOUR CHOICE OF COLOR & STYLE. QTY OF 2 EACH. \$4

WATCH YOUR STEP

WATCH YOUR STEP

D-WYSB-1 OR D-WYSB-2
YOUR CHOICE OF COLOR. QTY OF 4 \$5

WHEN EMPTY RETURN TO (YOUR RR) IN ACCORDANCE WITH CSD 145

LEASED TO NAME R.R. WHEN EMPTY RETURN TO CITY, STATE VIA SERVICE ROUTE

BUILT BY NAME CITY, STATE

SPECIALY EQUIPPED CAR WHEN EMPTY RETURN TO OWNER OR LESSOR OVER SERVICE ROUTE

D-CN-1- YOUR CHOICE OF COLOR & NAME. QTY OF 2 EACH. \$5
PLEASE INCLUDE TEXT AND STYLE WHEN ORDERING

FIRE EXTINGUISHER INSIDE

EMERGENCY FUEL CUTOFF

DANGER HIGH VOLTAGE

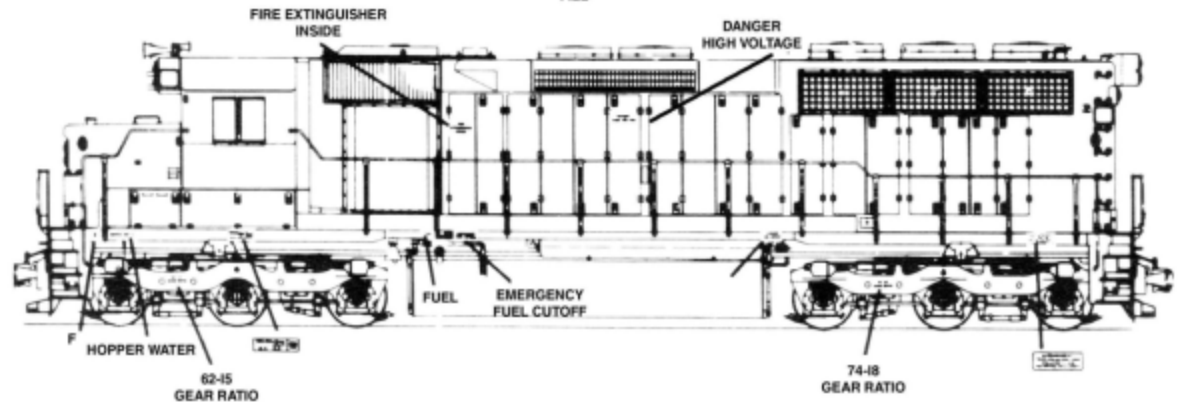
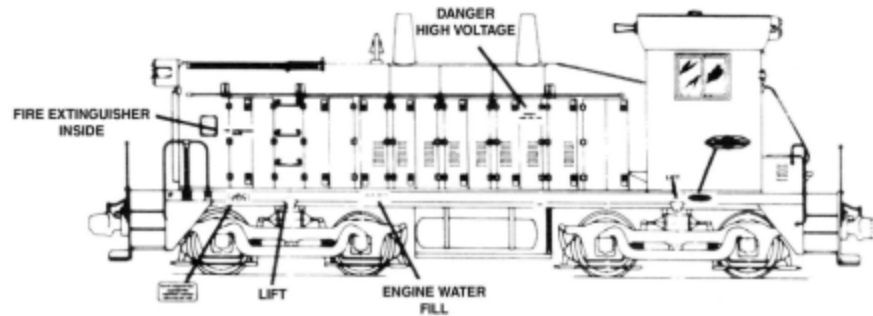
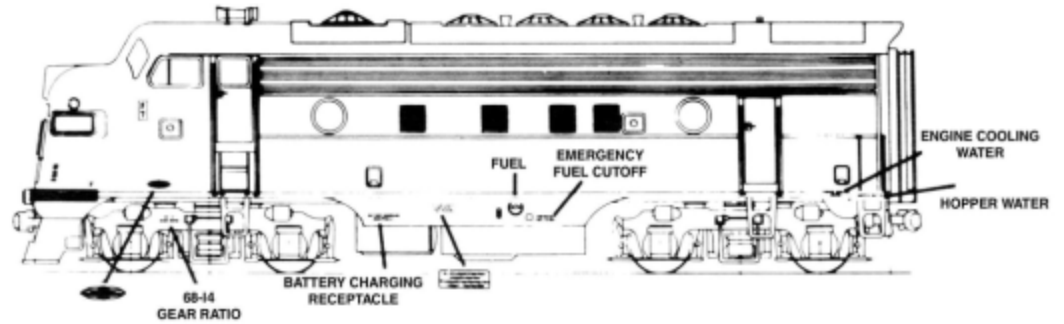
D-DDB-1- YOUR CHOICE OF COLOR. QTY OF 2 EACH. \$6
COMBINE THIS SET WITH A DIESEL DETAIL SET AND SAVE \$1. GET BOTH FOR \$20. (SEE NEXT PAGE)

WATCH YOUR STEP

EMERGENCY EQUIPT
 INSIDE
 DO NOT FILL WITH
 ENGINE RUNNING
 BATTERY CHARGING
 RECEPTACLE
 ENGINE WATER
 FILL
 ENGINE COOLING
 WATER
 HOPPER WATER
 JUMPER CABLE
 INSIDE
 ENGINE START
 SWITCH HERE
 74-18
 GEAR RATIO
 62-15
 GEAR RATIO
 68-14
 BATTERIES
 DRAIN OIL
 FUEL SAND
 LIFT LIFT F

MIRACLE GRAPHICS

D-DD-1 THE MOST COMMON DETAIL FOR LOCOMOTIVES. YOUR CHOICE OF COLOR.
 QTY 2 EACH. \$15



This is a general placement diagram. It is always best to refer to photographs of the prototype when modeling.

			<input type="checkbox"/> U.S.A. <input type="checkbox"/> Mexico <input type="checkbox"/> Canada <input type="checkbox"/> U.K. <input type="checkbox"/> France
General Motors Corporation Model: GP38-2 Serial: 8007615 Date of MFG: MAR 76 Weight: 249,000 LBS Assembled in the USA			

D-BP-1- VINYL BUILDERS PLATES. CHOOSE FROM ABOVE (GE, EDM, GE) OR I CAN CREATE ONE JUST FOR YOU (MAY BE EXTRA COST). ONLY 1" TALL, QTY 2 EACH. \$5