



A Publication of the Bowling Green Rose Society

Rosebuds

Meeting
March 1
WCEO 6:30 pm
Guest Speaker
Howard Carmen
Propagating Roses

March 2013

E-mail: bgrs@insightbb.com

TENARKY—From the Winter Workshop—by Mary Ann Hext, CR

Another informative Tenarky District Winter Workshop was held February 8-10 in Franklin, Tennessee. The workshops offered a variety of information for Tenarky rosarians. Bob and Ann Jacobs, Norma Stevenson, Ben and Pauline Matus, Claire Campbell, Kathy Dodson, Brenda Coffey and Mary Ann Hext represented BGRS.

From the Friday night meal and speaker to the CR school on Sunday, rosarians were able to obtain a wealth of rose information thanks to excellent speakers obtained by our district director, Dr. Sam Jones. Friday night, Tom Stebbins entertained us with his presentation of "Sherlock Holmes in the Rose Garden." Saturday, speakers included interesting and informative

presentations from Carol Shockley on "Great Rose Choices for 2013," Dr. Mark Windham on "Researching the Rose-Rosette Scourge," Baldo Villegas on "Managing Rose Pests," and Robbie Tucker on "Rose Growing that's Simple, Fun, and Easy." We also heard from Richard Anthony who will now be selling roses from Whit Wells and Robbie Tucker along with others on his website: www.forloveofroses.com.

The dinner speaker was Pat Shanley, ARS Vice President, whose presentation was "A Rosy Future for Gardeners and the Industry."

Several BGRS members came home with new roses from the annual district fund-raiser auction.



Baldo Villegas & Whit Wells



Linda Kimmel & Pat Shanley



Ben & Pauline Matus (far left) Claire Campbell, Sam Jones, & Karen Long (left)



Kathy Dodson, Norma Stevenson, Ann & Bob Jacobs, Brenda Coffey, Mary Ann Hext



Baldo Villegas, Carol Shockley, Whit Wells, Richard Anthony, Robbie Tucker, Sam Jones

Controlling the Eastern Mole

The Eastern Mole seems to be a reoccurring pest in our Warren County lawns and fields. In order to effectively control the mole population, we must first understand the needs and habits of moles.

Eastern Moles can burrow up to one foot per minutes. This allows them to obtain their nutritional requirements through sources such as grubs, larvae and spiders. A mole can actually perish in a few hours without eating due to their high metabolism. While moles are always active, they are busiest from 4-7 a.m. and 6-9 p.m. You will generally only have 2-3 moles per acre. This fact makes them rather hard to exterminate or trap.

When controlling moles, you have three options: trapping, fumigation and using repellants. Trapping is the most reliable way to exterminate moles. Fumigants and repellants require several uncontrollable factors causing them to be less effective.

Before exterminating moles, it is important to consider the numerous benefits that come with having moles. Moles actually allow the soil to have better aeration and increase the amount of organic matter in the soil. One way to control the June Bug population and other grub species is by having moles that consume them in the grub state. Be sure to consider the facts in order to properly control your mole population. For more information on moles, contact the Warren County Extension Office.

Editor's Note: This article appeared in the February 2013 issue of Horticulture Happenings, newsletter from the Warren County Extension Office.



Photo from en.wikipedia.org

Pruning Cuts *(complete article appeared in March 2012 Rosebuds)*




Locating the dormant eye by looking for a small circular swelling pimple at the junction where a leaf



Locating the dormant eye (stem rotated 90 degrees to accentuate the exact location of the spot)



Making that all important cut to promote the new growth in the correct direction away from the center of the bush



Emerging new growth after approx. 3-4 weeks providing stems bearing flowers

Bare Root Roses—Questions Answered *by Bob Jacobs*

What? Bare Root Roses? How do I plant them? Where do I find pots?

These are questions I have been asked twice in the past week? One person was looking through a catalog at roses. She called to ask me what were the best ones to start in her new garden. When I mentioned that when you order from the catalog, they would come bare root. "Oh, then I can't order these. I need rose bushes already in pots ready to plant in the ground."

Here is the 10-Step plan I use to start bare root roses.

1. As soon as I receive the rose bush, I inspect the plant closely for disease.
2. Place the bush in a 5 gallon bucket of water with just a splash of bleach and leave it set for 24 hours which will hydrate the bush.
3. I inspect the bush and roots a second time and cut off any damaged roots and canes.
4. Cut out any thin canes that are growing crossways leaving only 3 or 4 strong canes.
5. Then place the bush in a 3 gallon pot (some garden centers will give you a pot or two) with good potting soil and make sure to pack in the soil around the roots so there are no air pockets.
6. Water with SUPERthrive (read the instructions on the label) which is available at Wal-Mart.
7. Now keep the potted bush in a protected area. I keep mine in the garage.
8. Cover the canes with newspaper or brown paper bags. Spraying with water to keep moist until new growth shows.
9. Remove the paper and continue to water to keep moist.
10. Keep the bush out of direct sun for a few weeks to give the roots a chance to develop.
11. Now you are ready to plant in your rose garden being careful not to disturb the root system.



What Good Rosarians Will be Doing in March *by Dr. Kent Campbell*

March is an “in-between month.” It is unruly, neither winter nor spring it seems. The folk lore is “in like a lion, out like a lamb” or, heaven forbid, vice-versa. Also, March and early April usually provide short cold “snaps” to interrupt the gradual warming into spring. My grandma called them strawberry winter, blackberry, winter, and dogwood winter depending on what was in bloom.

Even though it is impractical to try to plan very far ahead, there are certain very important chores facing us. In this order, we must prune, feed, spray, and mulch. At the same time we should check the pH in our rose beds, and plant any new bushes we acquire.

Above, I mentioned that first comes pruning. This is the key to the entire summer, in regards to growing outstanding roses. The timing of spring pruning to have blossoms at their peak for a certain date is a very inexact science. It is, roughly, 45 to 55 days. Successful exhibitors in the mid-south say that at forsythia bloom or dogwood bloom is the “right” time to begin your pruning. My guess is that we are looking at the end of March and/or very early April to begin. March 25 is 55 days before our 2014 show (*edited*), so do not become impatient and start too soon, even if in your pruning you have to cut out some new growth! If weather or other problems delay you, it is better to be a bit late than a little early!

Since spraying, feeding, and mulching will come in April, I will hold that discussion until the April issue of *Rosebuds*. Here, it is important to finish the subject of pruning.

In an effort to be in the peak of my first bloom cycle at show day, I begin cutting about 55 days prior to the show, depending on the weather! What I am going to say about method is for Hybrid Teas, Grandifloras, miniatures and mini-floras, and floribundas. Shrubs, species roses, old garden type roses, climbers, and roses on fortuniana root stock require a slightly different approach, and will be discussed separately.

With the first group above, you should cut out all dead canes, all canes smaller than a pencil, and all canes of any size growing across other strong canes. This should open the bush, much like a deep bowl. Then cut the long, strong canes, a few inches at a time, down to white centers. As you cut, always cut at a slight angle, and to an outside bud. Do this to all canes on the bush and then re-trim the longest ones until all canes on the bush are the same height, even if you are cutting cans with white centers shorter. (Nature loves the strong and does nothing to assist the weak!) You should end up with a bush of only strong cans about 12 to 16 inches high. Small minis and mini-flora bushes, of course, should only be cut back to about half their height. But, they can go deeper into the canes if needed to get to white. Many rosarians maintain that it is important to seal the cut on top of the large canes with nail polish, Elmer’s Glue, or orange shellac.

I usually prune in the order that it takes plants to mature to their bloom cycle. Floribundas require the most time to produce the sprays you seek; start with them. Next do the minis and mini-floras as their bloom cycles last the longest. Finally, do the H-Teas and Grandifloras, from dark-colored, heavy petaled ones first to the light colored ones with a smaller number of petals last.

Species roses such as Chinas, shrubs, and polyanthas require a light trim and shaping. If there are unruly or unproductive canes, they should be removed. Too severe a cut-back really slows these genres in development.

The same is true for bushes on fortuniana roots. They, however, seem to produce more dead wood than other bushes. I have two H-Teas on fortuniana that have produced massive, top heavy, bushy roses. The expert at our Nashville workshop last week told me to thin them out aggressively, as they are loaded with small canes and cut them back to about half their height. This I will do.

Climbers and Old Garden Roses are very special cases. I have none of these varieties and hesitate to give advice about them. Essentially, I have read that one should wait until after the first bloom cycle to do any trimming of climbers, as they bloom on one year old wood and you will be able to tell which canes these are. Then cut out old non-productive canes.

I have been told that old garden type roses should be treated much the same as climbers. Cut out dead wood and trim back lightly.

Finally (about time you say!) this is an important task. It should be done at the proper time, in decent weather, and with a good, unhurried attitude. It is a key to everything else!

This article was originally published in the March 2011 issue of Rosebuds, the newsletter of the Bowling Green Rose Society, dates have been edited for 2013, used with permission of Claire Campbell.

President's Corner *by Brenda Coffey*






I've just returned from the Winter Tenarky- what a wonderful group of speakers! Each had some important/pertinent information for rosarians. I was particularly pleased to hear of so many strides being taken to produce more disease resistant roses. Any reduction in the use of sprays and time needed for spraying is always welcomed.

Recently I received Horticulture Happenings from the Cooperative Extension Office. There are several classes being offered that might be of interest to you - for example a Master Gardener class. If you don't receive this publication, just contact the extension office for more information.

Did you know that the mole can actually (maybe?) be beneficial? Moles allow the soil to have better aeration and increase the amount of organic matter in the soil. But probably the best selling point is that the mole will consume the June bug and Japanese beetle in their grub stage!

Don't forget the BGRS regular meeting March 1 at 6:30 p.m. at the Extension Office. Guest speaker Howard Carmen will be presenting a program on starting new roses. Please invite a guest(s) to attend with you. Also continue to distribute the sponsor ad letters for the rose show. If you need more copies, please let me know. Remember that on February 2 the groundhog did not see his shadow so we can look forward to an early spring! So it is time to be preparing your tools and gathering supplies for those roses you ordered will soon be arriving and it won't be long until the good earth will be calling your name.

Possible Tip: Did you know that March 27 is Full Worm Moon? That is the day you should add organic matter or compost to your soil in order to increase the number of earthworms in your garden.



New Roses Available at S&W Greenhouse—'Love Song' (F), 'Francis Meiland' (HT), 'Bulls Eye' (S), 'Dark Night', (HT) 'Tequila' (S)

ARS Trial Membership Available



The ARS is offering a four-month trial membership for existing local society, non-ARS members. The \$5 fee offsets processing and mailing costs. ARS does not make money on this offer. Four-Month Trial Members receive:

- Free advice from Consulting Rosarians.
- Free or reduced garden admissions, a \$25 value after just 3 uses.
- Free online access to four quarterly bulletins, a \$45 value.
- 2 issues of American Rose magazine, \$16 value.
- Discounts of up to 30% at merchant partners.
- A four-month trial membership is valued at \$86 for only \$10!

Visit www.ars.org for more information and to take advantage of this offer.



BGRS Rose Show May 18

- Our rose show schedule is available on our website: www.bowlinggreenrosesociety.org and on the Tenarky site: www.tenarky.org
- Make plans now to enter. There are categories for novice exhibitors in horticulture and arrangements.
- Please purchase or sell an ad to help with expenses. Contact Kathy Dodson for information.
- Mark your calendars to help with the rose show set up on Friday afternoon, May 17.
- Volunteers are needed to help with the many rose show jobs. Contact Bob Jacobs or Kathy Dodson to help.
- If you would like to clerk at the show, contact Kathy Dodson.

E-mail: bgrs@insightbb.com

Bowling Green Rose Society

c/o Mary Hext
1997 Browning Road

We're on the Web!!

www.bowlinggreenrosesociety.org

Rosebuds is published monthly except January and July. Reproduction and quotation are permitted to newsletters and bulletins of affiliated rose societies of the American Rose Society and their chapters provided appropriate credit is given to source, author and editor.



REMINDER Dues are Past Due!

If you have not paid, please send your 2013 dues to our treasurer:

**Ann Jacobs
1609 Seminole Way
Bowling Green, KY 42103
ASAP!**

Ask a friend to join!!



2013 BGRS EXECUTIVE COMMITTEE

President..... Brenda Coffey
270.842-8255
b.coffey@att.net

Secretary..... Ricky Lockhart
270.526-6866
maryannlockhart@bellsouth.net

Treasurer Ann Jacobs
270.781.2592
r.jacobsa@insightbb.com

Member at Large Ben Matus
270.745-9935
bpgardenpeople@aol.com

Past President Kathy Dodson
270.842.3475
k.dodson@insightbb.com

Publications Mary Ann Hext
270.781.8171
mhext@insightbb.com

IMPORTANT DATES - 2013

- Feb. 28-March 3: Nashville Lawn & Garden Show
- March 2-4: Louisville Home, Gardening and Remodeling Show
- May 18: BGRS Rose Show
- Sept. 20-22: ARS Miniature Conference, Winston-Salem, NC
- October 5: Tenarky District Rose show, Louisville, KY
- October 12-13: Nashville Rose Show