



A Publication of the Bowling Green Rose Society

Rosebuds

June & July 2012

E-mail: bgrs@insightbb.com
www.bowlinggreenrosesociety.org

June 16 Meeting
Cancelled

No Meeting in July
Next Meeting:
August 3

50 Years of Roses by Mary A. Hext, Consulting Rosarian

Two years ago, BGRS celebrated the 50th Anniversary of the organization. This year we celebrated our 50th rose show with the theme, "50 Years of Roses." The first rose show was held September 30, 1961, the year after Bowling Green Rose Society was organized. In 2007, the rose show was cancelled due to a very damaging frost in early April.

With an unusually warm spring and early bloom, we considered only for a moment canceling this year also. However, members as well as rosarians from the Louisville and Nashville rose societies brought many beautiful blooms and the rose show was again a beautiful display of many varieties.

Bob and Ann Jacobs were very successful exhibitors at the show. Bob swept the Royal Court and also had Mini Queen and Princess along with many other winners. Ann won the ARS Gold Certificate and Oriental Award for her Nageire arrangement.

Their hybrid tea, Marilyn Wellan, won Queen.

Mary Ann Hext won the ARS Silver Certificate for her Oriental Freestyle arrangement, ARS Bronze Certificate for her functional table design, and ARS Mini Bronze Certificate for her Oriental Moribana arrangement. She also won Best of Show for a mini mass arrangement with Mariotta. They are shown in photos at the right along with the Queen—Marilyn Wellan.

BGRS and Nashville Rose Society members Larry and Connie Baird had roses on the Mini and Miniflora Court along with several other horticulture awards.

Howard Carmen & Paula Williams from the Louisville Rose Society won Miniflora Queen, King, and Princess. Paula also won the ARS Gold and Silver Certificates for her mini arrangements.


See pages 6-10 for our member winners and photos.



BGRS After the Rose Show Dinner

The annual "after the rose show dinner" was held May 21 at Mariah's Restaurant. Members were thanked for all their work in making our 50th rose show a success.

Even though entries were down this year due to weather conditions, the rose show was still beautiful. Rose show winners were recognized. Linda Jansing from the Louisville Rose Society was the guest speaker. She gave an informative presentation on "New Roses."



From the President *by Kathy Dodson, Consulting Rosarian*

I just want to say thank you again for the effort everyone put into our rose show. It was a great success even with the early spring and late frost that we dealt with. The judges commented that it was a beautiful show. You are the best!

Some sad news—Richard Hudson was in an accident on his farm on Monday. He was unloading his four wheeler from the back of his truck. He was on it and it started sliding off the ramp. The four wheeler didn't

fall on him but he fell off of it. He has a compressed fracture in one of his vertebrae. At the time of this he is in the Medical Center and has been experiencing a lot of pain. Felicea said this morning that he was sitting in a wheelchair, but it would be several days before he would be released. Felicea is keeping us informed about Richard's progress, and I will forward her emails to you. I know how much everyone thinks of Richard and Vi and their daughter

Felicea. By the way, he did an excellent job on the program at our May meeting.

Due to the fact that only a few members would be able to attend the fish fry at Ricky's, and after talking with Ricky, we have decided to postpone the fish fry until later on in the year.

We do not normally meet in July. I hope everyone has a great summer and the Japanese beetles go somewhere else on vacation.!!!

To Prune or Not to Prune? *by Ben Matus, BGRS Member*

To prune or not to prune? That was the question in late March and early April of this year. I elected not to prune. There was so much beautiful new growth by the first of April that I just couldn't bear the thought of cutting it all off, so I didn't.

There was a gorgeous flush of first blooms on huge plants and then we began to pay the price for our failure to prune. Black-spot has been rampant and unstoppable to this point. There are no leaves below knee high in our ground level beds. Some are bare even higher than that. New blooms continue to come, but the plants themselves are really unattractive. I'm constantly blowing out the beds to remove leaf litter. The plants are so large that they over-run our paths, making it difficult to get around in the garden.

We are dead-heading way back to try to get the plant size under control. And some plants have had to be pruned back as if it were early spring because of all of the leaf loss. That is resulting in a very inconsistent plant size throughout the garden contributing to a lack of cohesiveness.

As an aside, while prowling the streets of Washington, D.C. with my job, I talked with the gardeners from the Architect of the Capitol's office as much as they would tolerate. They prune the Capitol Campus roses during the summer blooming doldrums rather than in the spring. They say they get the spring flush, then they have a better late summer and fall bloom for the tourists. But, then they have their roses much further apart than I am able, obviously helping to control the Blackspot. (Capitol Campus = Capitol Building, both House Office Buildings, both Senate Office buildings, the Supreme Court Building and the Library of Congress.)

Would I do it again? Nope. But, I learned to let the roses and the weather tell me when to prune, rather than the calendar. With the winter we had last year, I should have been pruning in early March instead of mid April. If you're exhibiting, I suppose you must let dates dictate your schedule. But, if you're growing roses for the garden and for cutting, not true. You can take your cue from the roses themselves.

Photos by Ben Matus



What Happens after the Rose Show? *By Bob & Ann Jacobs, CRs*

Following the weeks of hard work preparing our rose bushes to shoot out strong stems, nice green leaves and beautiful blooms that will exhibit well, we begin the worry and stress over the weather and concern that Rosarians will be coming to exhibit their roses.



Cherry Parfait

As one of the Show Chairman, I'm pleased to say our Spring Rose Show went as scheduled and it was a good show. After the show was closed at the end of the day, and with a big sigh of pleasure, we packed up to go home. I was ready to put my feet up, relax and take it easy for a few days.

Did not happen. As we walked through our rose garden the next day to cut the spent blooms, we noticed a sudden out break of yellow leaves and thrips! What is happening here? Time to bring out the Moisture Meter to check the soil. Is it too dry or too wet? Then the PH Meter to measure the soil. Roses like a slightly acidic soil of 6 to 6.5.

Now the work begins again. Pull off the yellow leaves and I like to start pulling off the bottom leaves from the bush at this time. I use my

blower to blow out any leaves that have fallen around the bushes. I sprayed first with Honor Guard and Manzozeb all in one sprayer. Then two weeks later I followed up spraying with Clearys 3336F. (For those with

small gardens, I suggest Ortho Rose Defence or Immunox). For thrips, I use Talstar and a couple three days later Orthene. Only mist the blooms. And using a wand on the end of your garden hose, spray up

under the bush with a hard spray to wash away any spider mites.

One thing to remember with spraying fungicide or insecticide, do not spay with the same product every time. Alternate.

If your heart can take it, I like to use The Claw to loosen the soil around my bushes. Earlier I added the royal soil to my beds as recommended by our friend, Larry Baird from the Nashville Rose Society.

It is work, but the joy of having beautiful roses blooming in your garden is worth the time and effort.



Fourth of July



Bob with Royal Soil



Peggy Martin

Photos of the Jacobs' roses- Mary Ann Hext

REMINDER OUR IN-CLUB COMPETITION BEGINS THIS MONTH

MONTHLY IN-CLUB COMPETITION JUNE - NOVEMBER

The competition shall consist of **ONE entry in each** of the following classes: One bloom per stem, except for sprays. Groom and fill in tags as if entering a regular rose show. Judges will comment on 1st, 2nd, and 3rd choice. The top scorer in horticulture and arrangements will be recognized at the December meeting.

Class 1—1 Single Bloom Hybrid Tea/Grandiflora

Class 2—Single Bloom Miniature

Class 3—1 Single Bloom Floribunda

Class 4—1 Floribunda or Miniature Spray

Class 5—Specimen, Any Other Type

Class 6—Arrangements—*Modern (large or small roses)*

BGRS Featured Member—Maxine Logsdon by Ann Jacobs, CR

Maxine Logsdon has been a member of BGRS for approximately two years. She is really trying to grow good roses and is going to Nashville soon to see Sam Jones so she can purchase the last Crescendo left from those available at the winter workshop.

Maxine has served as clerk at our rose shows and enjoys listening to the judges evaluate the roses. She is now planning to buy roses that were winners at our show.

In April Bob and I visited Maxine as she called with questions on how to care for her rose bushes. Bob showed her how to cut back spent blooms and cutting out a cane that was growing cross ways. With pen and paper in hand, Maxine wrote down suggestions on watering the bushes, fertilizing and sprays she could purchase since she is growing three bushes at this time.

Below Maxine is shown with Gentle Giant, Julia Child, and Ketchup and Mustard.



Photos by Bob Jacobs

Summer Rose Tips *(collected by the editor)*

- Kent always said, "Water, water, water!" - *Claire Campbell*
- Hot, dry weather brought spider mites. Watch for a dull or mottled appearance on the leaves. Turn them over and they will feel somewhat gritty. When the mites are really bad, you will see webbing between the leaves. Kent told me to take a leaf and shake it on a sheet of white paper, then the mites would be visible. Use a water wand or spray with pressure the entire bush making sure to get the underside of all leaves. Do this every two to three days and repeat at least three times. I also purchased Avid and spray with it when I see them every three days for about two weeks as it only kills the adults. There are other chemicals available that will kill both adults and eggs but they are expensive. The water wand works great if you keep a watchful eye.—*Mary Hext*
- During the summer, roses are still hungry. Feed them your regular fertilizer, but use a little less. They will not require as much as they do in the spring and fall. Don't fertilize if you are not able to water at least by the next day. Organics are also a good choice of fertilizer.—*The Houston RS Rosette*
- Water, Water, Water. Keep those roses hydrated. That is, do not spray every day, but when you water, allow water to soak deep into the ground around your bushes. Roses need the equivalent of an inch of water a week.—*Bob Jacobs*
- Remember to give your roses lots of water. They need at least an inch of water a week. I have spotted a couple of Japanese beetles on my roses this year. I'm going to just knock them off in a bucket of soapy water. Spraying will only kill the ones that are on the bush at the time you spray. Just cut the blooms and bring them in the house for your enjoyment instead of the beetles.—*Kathy Dodson*
- An organic method of controlling Japanese beetles is to plant red geraniums in with your roses. The beetles love the flowers on these plants and it is toxic to their system. The beetle will take a tasty bite of the geranium and fall to the ground paralyzed. After being comatose for about 8 hours, the toxins wear off and the beetle, not realizing the error of his ways, will climb up and take another bite and start the cycle all over again. You can kill the beetles by dropping them in a bucket of soapy water. Do not squish the beetle, especially around your garden, as this causes them to release an odor which attracts more beetles. Use needle nose pliers to nab them and drop them in the soapy water. —*The Pikes Peak RS Rose Companion*
- Deadhead spent roses. When deadheaded, the bushes will direct energy into growth instead of maintaining the spent bloom.—*St. Louis Voice of the Rose.*
- Continue a fungicide spray schedule. Do not apply fungicide to dry plants. Roots should be well watered before spraying with any fungicide or insecticide. If blackspot is under control spray with a preventive fungicide such as Ortho/Rose Pride, Bayer/Disease Control, ferti-lome/Rose Spray, Funginex, Banner Maxx, Compass or Honor Guard. If blackspot is visible spray with a contact fungicide such as Mancozeb, Manzate, or Dithane M-45. Follow label directions. The less expensive, less concentrated fungicides work just as well, but require using more and must be applied more often.—*The CenLa RS Rosebud*
- Too much water and too little water produce many of the same symptoms. Just stick your finger in the ground to tell which.—*Bradenton-Sarasota RS The Bulletin*
- Roses are heavy feeders. Watering leaches the nutrients from the soil, more so in potted plants. Now is a good time to replenish nutrients with organics such as alfalfa meal, alfalfa tea, fish emulsion, cottonseed meal, compost, cured manure, etc. Water soluble fertilizers, Miracle Grow, Mills Magic, can usually be applied every two weeks. Read and follow label directions. Fertilizer, even water soluble fertilizers, should not be applied to dry roots. It will burn the roots and damage the leaves. .—*The CenLa RS Rosebud*

2012 Rose Show Sponsors

Please support the businesses listed below who helped to make possible the Bowling Green Rose Society Annual Rose Show.

**All Seasons Gas Grill & Fireside Shop
Alvaton Nursery – Brad Kirby
BB&T**

Batteries Plus

Better Hearing Center

Chaney's Dairy Barn

Cambridge Market & Café

Drakes Creek Nursery

Doug's Motor City Bar & Grill, Inc.

Greenwood Ford

Hillview Garden & Floral, LLC

Jackson's Orchard

Martin Automotive

Merrill Lynch – Michael Manship

RC Bottling Corp. – Mike Trimble, GM

Richpond Hardware

Springhill Pharmacy

Simply Mulch

State Farm – Curt Gammons

Western Ky. Coca-Cola Bottling Co., Inc.

Wheeldon Company, LLC

Woodward Chiropractic

Contributions in Memory of:

Kent Campbell

Darien Kirby

Donald Jacob s

Anonymous

BGRS Members ARS Winners at Roses Show

Courts

Royal Court - Queen– Marilyn Wellan – Bob Jacobs
 Royal Court - King – Crescendo – Bob Jacobs
 Royal Court - Princess – Lynn Anderson – Bob Jacobs
 Royal Court – 4th – Love and Peace – Bob Jacobs
 Royal Court – 5th – Welcome Home – Bob Jacobs

Miniature Court - Queen – Bee's Knees - Bob Jacobs
 Miniature Court - King – Joy - Bob Jacobs
 Miniature Court - Princess – Chelsea Belle - Bob Jacobs
 Miniature Court – 4th – Sweet Revenge – Larry Baird
 Miniature Court – 5th – Shameless - Bob Jacobs
 Miniflora Royal Court - 4th – Memphis King – Larry Baird

Division I – Horticulture Challenge Classes – Large Roses

Class 10 – Spray Trio – The Fairy – Kathy Dodson
 Class 12 – Basket of Shrub Roses – Graham Thomas — Mary Ann Hext
 Class 13 – Most Fragrant Rose – Souv de la Malmaison - Mary A. Hext
 Class 18 – Mini English Box – Bee's Knees – Larry Baird

Division II - Section D – X – Horticulture

Section D – HT/G spray – Lynn Anderson - Bob Jacobs
 Section E – HT Open – Let Freedom Ring – Bob Jacobs
 Section F – Floribunda Bloom – Sexy Remy – Bob Jacobs
 Section Gb – Polyantha Spray – Wing-Ding – Mary Ann Hext
 Section H – OGR – Dowager Queen – Souv de la Malmaison—Mary Ann Hext
 Section Lb – Modern Shrub – Scarlet Meidiland – Bob Jacobs
 Section N – Open HT in Bowl – Rock & Roll – Richard Hudson
 Section Q – Mini Spray – Gourmet Popcorn – Richard Hudson
 Section R – Miniflora Spray – Edisto – Larry Baird
 Section S – Miniflora Open – Autumn Splendor – Larry Baird
 Section Ta – Gizmo – Mary Ann Hext
 Section V – Miniflora Rose in Bowl – Autumn Splendor—Larry Baird
 Section W – Mini Open Rose in Bowl – Mariotta – Mary Ann Hext

Division III – Artistic Rose Designs - Theme: 50 Years of Roses


Class 5 – Oriental Nageire – Fifty Years of Hope—St. Patrick & Cha Ching
 ARS Oriental Award & Gold Certificate— Ann Jacobs
 Class 6 – Oriental Free Form – The Golden Crane – Hot Princess
 ARS Silver Certificate – Mary Ann Hext
 Class 7 – Functional Table – Anniversary Dinner - Let Freedom Ring & Veteran's Honor
 ARS Court of Etiquette Award & Bronze Certificate—Mary Ann Hext
 Class 10 – Mini Mass – Fifty Years of Friendship – Mariotta
 ARS Royalty Award & Best of Show—Mary Ann Hext
 Class 14 – Oriental Moribana – On Golden Pond
 ARS Mini Oriental Award & Mini Bronze Certificate—Irresistible – Mary Ann Hext

Congratulations to all BGRS members!

BGRS Members ARS Horticulture Winners at Roses Show



Queen— Marilyn Wellan – Bob Jacobs
King – Crescendo— Bob Jacobs
Princess – Lynn Anderson— Bob Jacobs
4th – Love and Peace— Bob Jacobs
5th – Welcome Home— Bob Jacobs



Floribunda
Sexy REXY— Bob Jacobs




Hybrid Tea Open
Let Freedom Ring
Bob Jacobs



Mini English Box
Bees Knees
Larry & Connie Baird




Modern Shrub
Scarlet Meidiland
Bob Jacobs



Most Fragrant Rose
Souv de la Malmaison
Mary Ann Hext

Miniflora Court
Memphis King
Larry Baird



Mini Spray
Gourmet Popcorn
Richard Hudson



Basket of Shrub Roses
Graham Thomas
Mary Ann Hext



Mini Queen— Bees Knees – Bob Jacobs
Mini Princess – Chelsea Belle— Bob Jacobs
4th – Sweet Revenge— Larry & Connie Baird
5th – Shameless— Bob Jacobs

June & July 2012

Horticulture Winners (continued)

All Photos - Mary Ann Hext



Polyantha Spray
Wing-Ding
Mary Ann Hext



Dowager Queen
Souv de la Malmaison
Mary Ann Hext



Spray Trio—The Fairy
Kathy Dodson

OGR Victorian
Vellchen Blau
Larry Baird




Open Mini in Bowl
Mariotta
Mary Ann Hext



Miniflora Open
Autumn Splendor
Larry Baird



Miniflora Spray
Edisto—Larry Baird



Hybrid Tea Spray
Lynn Anderson
Bob Jacobs



Open HT in Bowl
Rock & Roll
Richard Hudson



Mini Single One Bloom
Gizmo—Mary Ann Hext



Miniflora Ex. In Bowl
Autumn Splendor
Larry Baird

Arrangements Theme - 50 Years of Roses—ARS Winner



Oriental Award
Gold Certificate
St. Patrick &
Cha Chang
Ann Jacobs



Mini Royalty & Best of Show
Mariotta—Mary Ann Hext



Court of Etiquette
Bronze Certificate
Let Freedom Ring & Veteran's Honor
Mary Ann Hext

ARS Silver Certificate
Oriental Freestyle
Hot Princess
Mary Ann Hext



ARS Mini Bronze Certificate
Oriental Award—Moribana
Irresistible—Mary Ann Hext

Arrangements Theme - 50 Years of Roses—Other Entries



Modern Reflective
Viola Hudson




Oriental Nageire
Viola Hudson



Mini Modern Stretch
Ann Jacobs



Mini Line
Norma Stevenson



Functional Table Design
Felicea Waldrop

E-mail: bgrs@insightbb.com

Bowling Green Rose Society

c/o Mary Hext
1997 Browning Road
Rockfield, KY 42274

We're on the Web!!

www.bowlinggreenrosesociety.org

BGRS Queen Marilyn Wellan



LABEL

ARS Trial Membership Available



The ARS is offering a four-month trial membership for existing local society, non-ARS members. The \$5 fee offsets processing and mailing costs. ARS does not make money on this offer. Four-Month Trial Members receive:

- Free advice from Consulting Rosarians.
- Free or reduced garden admissions, a \$25 value after just 3 uses.
- Free online access to four quarterly bulletins, a \$45 value.
- 2 issues of American Rose magazine, \$16 value.
- Discounts of up to 30% at merchant partners.
- A four-month trial membership is valued at \$86 for only \$10!

IMPORTANT DATES - 2012

- June 1-2: Regional ARS Arrangement Workshop & Show—Cool Springs, TN
- June 27-29: ARS National Miniature RS & Conference - Columbus, OH
- Sept. 26-30: ARS Fall National Convention and Rose Show - San Ramon, CA
- October 6-7: Nashville Rose Show/Tenarky District Convention

2012 BGRS EXECUTIVE COMMITTEE

President.....	Kathy Dodson 270.842.3475 k.dodson@insightbb.com
Secretary.....	Brenda Coffey 270.842.8255 b.coffey@att.net
Treasurer	Ann Jacobs 270.781.2592 r.jacobsa@insightbb.com
Member at Large	Richard Hudson 270.781.7039
Past President.....	Bob Jacobs 270.781.2592 r.jacobsa@insightbb.com
Publications	Mary Ann Hext 270.781.8171 mhext@insightbb.com